

Parent Training - Register My Athlete Users

A dark blue diagonal graphic that starts from the bottom left corner and extends towards the top right corner, creating a triangular shape in the bottom right of the slide.

Go to www.registermyathlete.com and select Login

REGISTER MY ATHLETE.COM

HOME | CONTACT | LOGIN

Secure, Easy, Custom Solutions.

Login to Register

3540
Schools Served

926 550
Happy Customers

50
States Served

Cleaning Up Paperwork

RegisterMyAthlete is designed to streamline the process of student/athlete registration for students, parents, coaches and school administrators. From signing documents online to creating team rosters and tracking eligibility, RegisterMyAthlete provides a one-stop solution.

Click here

First time users will enter nothing, just click Create Account. Returning users – enter your user email and password and click Login. NOTE: Returning Users who have forgotten User Email/Password, there are instructions at the end of this document.

The screenshot shows a web form titled "Register My Athlete Login" with the subtitle "Parents. Coaches. Administrators." The form contains the following elements:

- A text input field for "Username or Email" with a yellow highlight.
- A "Forgot Email?" link below the first input field.
- A text input field for "Password".
- A "Forgot Password?" link below the second input field.
- A "Login" button.
- A "Create Account" button.
- A link for "Athletic Training Check in?" at the bottom.

Two callout boxes provide additional instructions:

- A callout pointing to the "Create Account" button: "If you are new to registermyathlete, DO NOT enter a username or password, just click CREATE AN ACCOUNT".
- A callout pointing to the "Login" button: "Enter your username and Password and click LOGIN if you have already created an account. Do not create another account! If you need assistance contact support at 435-213-1601".

First time users – Enter Parent Information

- ❖ The email you use will be your login
- ❖ Remember your password!
- ❖ You will need these each time you login
- ❖ Make sure to mark Parent, then click Submit

If you are a returning user you may be asked to update your information.

Account Creation

Emily _____
Steele _____

User Name (optional)
Used for logging in
emsteele@gmail.com

✓ Confirmed:
emsteele@gmail.com

✓ Emails match

Backup Email (Optional) _____
✓

.....
✓

✓ Passwords match:
(435) 230 5639 Cell

Phone 2 (Optional) _____ Work

I would like to be able to receive communication via text messages.

Address

1234 Main street
Street 2 (Optional) _____

Logan Utah

84341 Time Zone

Security Questions

Mother's Maiden Name

EDWARD

First Pet's Nick Name

oscar

City Where You Were Born

BILLINGS

I will be using this software primarily as a(n):
 parent
 coach
 administrator

Once you have logged in/Created an account, click on the highlighted button

Where would you like to go today?



Parents

[Click here to start/complete athlete registrations](#)



Account Options

[Account Info](#)

[Account Credentials](#)

[Reset Password](#)

[Request Coach/Admin Account](#)

[Merge Another Account](#)

[Return to Tech Login](#)

[Manage Active Accounts](#)

[Authorized Partners](#)

[Logout](#)

Agree to terms, and submit



Athlete Registration



Terms of Use



Please carefully read these Terms and Conditions of Use. You must respond to the question at the end of this page in order to continue.

*Show / Hide Terms of Use and Privacy Policy

Show Hide

Do you agree to abide by these Terms of Use and Privacy Policy?

- I have read and agree to the Terms of Use and Privacy Policy.
 I DO NOT agree to the Terms of Use or Privacy Policy.

Submit

Agree to Terms and
click Submit

The first time you login,
you can learn about the site
with a quick tutorial, or you
can choose to not take the
tutorial.

From this main page you can register your student for a sport, at Start/Complete Registrations

The screenshot shows the 'Register My Athlete' website interface. The top navigation bar includes the 'REGISTER MY ATHLETE.COM' logo, the text 'Athlete Registration', and the 'Register My Athlete' title. On the right, there is a 'SPORTSLINE' logo and a shopping cart icon. The left sidebar contains icons for 'Accounts', 'Logout', 'Navigation', and 'Need Help?'. The main content area is divided into three sections: a menu titled 'What would you like to do?' with options for 'Start/Complete Registrations', 'Athlete Information', 'Store', 'Messages', and 'Transfers'; an 'Announcements' table; and a 'Parent Toolbox' section.

What would you like to do?

- Start/Complete Registrations
- Athlete Information
- Store
- Messages
- Transfers

Announcements

| School | Date | Announcement |
|-----------------|------------|--|
| Hug High School | 01/05/2021 | Good morning Hug Hawks. Although there is still some uncertainty with winter athletics we have star... |
| Hug High School | 12/15/2020 | Attention Class of 2021 Seniors: This is a reminder that this year's Hug Scholarships application... |
| Hug High School | 11/19/2020 | Reno Family Chiropractic (across the street from HUG) will do physicals for \$45! |
| Hug High School | 11/18/2020 | please get physicals ASAP CVS Minute clinic costs approx \$70 Saint Mary's urgent care \$40 Reno... |
| Hug High School | 11/13/2020 | Hello Parents, families and student athletes, If you haven't already done so (and if you need one f... |
| Hug High School | 11/04/2020 | Hello Parents and families, Please start getting the register my athlete process done (if you have... |

Parent Toolbox

These Opportunities are for your information only and the companies listed are not endorsed by or affiliated with your school

NCSA
Next College Student Athlete™

Does your athlete want to compete in college?

D1SHORTLIST

College Ready Highlight Films

To Register for a sport, click Start/Complete Registrations under *What would you like to do?*



Accounts



Logout



Navigation



Need Help?

REGISTER MY ATHLETE.COM
Athlete Registration

SPORTSLINE SOFTWARE

Register My Athlete

Welcome Demo!

What would you like to do?

- Start/Complete Registrations
- Athlete Information
- Store
- Messages
- Transfers

Announcements [View All](#)

| School | Date | Announcement |
|-----------------|------------|--|
| Hug High School | 01/05/2021 | Good morning Hug Hawks. Although there is still some uncertainty with winter athletics we have star... |
| Hug High School | 12/15/2020 | Attention Class of 2021 Seniors: This is a reminder that this year's Hug Scholarships application... |
| Hug High School | 11/19/2020 | Reno Family Chiropractic (across the street from HUG) will do physicals for \$45! |
| Hug High School | 11/18/2020 | please get physicals ASAP CVS Minute clinic costs approx \$70 Saint Mary's urgent care \$40 Reno... |
| Hug High School | 11/13/2020 | Hello Parents, families and student athletes, If you haven't already done so (and if you need one f... |
| Hug High School | 11/04/2020 | Hello Parents and families, Please start getting the register my athlete process done (if you have... |

Parent Toolbox

These Opportunities are for your information only and the companies listed are not endorsed by or affiliated with your school

Next College Student Athlete™

Does your athlete want to compete in college?

College Ready Highlight Films

What would you like to do?

- Start/Complete Registrations
- Athlete Information
- Store
- Messages
- Transfers

Now you can start a New Registration, Complete a Registration previously started, but not finished, or view a Complete registration.

The screenshot shows the 'Registration Management' page on the Register My Athlete.com website. The page has a dark blue header with the site logo, 'Athlete Registration', and 'SPORTSLINE SOFTWARE'. A navigation sidebar on the left includes 'Accounts', 'Logout', 'Navigation', and 'Need Help?'. A 'Back to Home' button is located below the header. The main content area features a 'New Registration' button, which is circled in red, with the text 'Click Here to Start a New Registration' below it. Below this, there is a text instruction: 'Click "View/Complete Registration" below to continue working on your registration.' followed by the year '2020-2021'. A table with a red border displays a list of registrations with columns for Date Started, Student, School, Sport, Status, and Go to Registration.

Accounts

Logout

Navigation

Need Help?

REGISTER MY ATHLETE.COM

Athlete Registration

SPORTSLINE SOFTWARE

Registration Management

Back to Home

New Registration

Click Here to Start a New Registration

Click "View/Complete Registration" below to continue working on your registration.

2020-2021

| Date Started | Student | School | Sport | Status | Go to Registration |
|--------------|------------|-----------------|-----------------|-------------------|----------------------------|
| 22 Dec 2020 | Ethan Hunt | Hug High School | Baseball | Transfer Pending | View/Complete Registration |
| 13 Jan 2021 | Ethan Hunt | VNN Test School | Baseball | Not Complete | View/Complete Registration |
| 13 Jan 2021 | Ethan Hunt | VNN Test School | Boys Basketball | Ready For Tryouts | View/Complete Registration |
| 23 Dec 2020 | Ethan Hunt | Test School | Boys Golf | Not Complete | View/Complete Registration |

Click “Click Here to Start a New Registration” to begin a new registration

The screenshot shows the 'Registration Management' page on the Register My Athlete website. The page features a dark blue header with the 'REGISTER MY ATHLETE.COM' logo, 'Athlete Registration' text, and 'SPORTSLINE SOFTWARE' logo. A navigation sidebar on the left includes 'Accounts', 'Logout', 'Navigation', and 'Need Help?'. A 'Back to Home' button is located below the header. The main content area has a 'New Registration' section with a button labeled 'Click Here to Start a New Registration' circled in red. Below this, a message instructs users to click 'View/Complete Registration' to continue. A table lists registration records for the 2020-2021 season.

Back to Home

New Registration

Click Here to Start a New Registration

Click "View/Complete Registration" below to continue working on your registration.

2020-2021

| Date Started | Student | School | Sport | Status | Go to Registration |
|--------------|------------|-----------------|-----------------|-------------------|----------------------------|
| 22 Dec 2020 | Ethan Hunt | Hug High School | Baseball | Transfer Pending | View/Complete Registration |
| 13 Jan 2021 | Ethan Hunt | VNN Test School | Baseball | Not Complete | View/Complete Registration |
| 13 Jan 2021 | Ethan Hunt | VNN Test School | Boys Basketball | Ready For Tryouts | View/Complete Registration |
| 23 Dec 2020 | Ethan Hunt | Test School | Boys Golf | Not Complete | View/Complete Registration |

Step 1 – Select School

The screenshot shows the 'Registration Checklist' page on the Register My Athlete website. The page has a dark blue header with the site logo and navigation icons. Below the header is a navigation bar with buttons for 'Back to Home' and 'Go to Started Registrations'. The main content area features a checklist of tasks: 'Registration Started', 'Athlete Information', 'Pre Registration', 'Special Offers', and 'Registration Checklist'. The 'Registration Checklist' task is highlighted in a light pink box. Below this, a message reads: 'Click on each box to complete the required tasks. Help us find the requirements for your registration:'. A red arrow points to the 'Select School' task box, which is marked as 'Not Complete'. To the right, there is a 'Registration Summary' table and a 'Key' section.

Accounts

Logout

Navigation

Need Help?

REGISTER MY ATHLETE.COM

Athlete Registration

SPORTSLINE SOFTWARE

Registration Checklist

Back to Home Go to Started Registrations

Registration Started Athlete Information Pre Registration Special Offers Registration Checklist

Click on each box to complete the required tasks
Help us find the requirements for your registration:

Not Complete Select School **Click here**

Registration Summary

| | |
|---------|--|
| Status | Not Complete |
| Actions | Print Registration Profile |
| School | - |
| City | - |
| Athlete | - |
| Grade | - |
| Year | - |
| Sport | - |

Key

- Task is complete
- Task in progress
- Task to complete

If you have ever previously chosen a school you can select that school, and if you need to choose a different school, you can do that as well.

The screenshot displays the 'Registration Checklist' page on the Register My Athlete website. A modal window is open, titled 'Registration Checklist', with the instruction: 'Please select the school where you would like to register.' The modal lists four schools with their respective logos: VNN Test School, AK; UHSAA Test School Bogus, UT; Hug High School Reno, NV; and Ohio Interscholastic Adaptive Sports (School) Wooster, OH. Below the list, there is a section for selecting a state and searching for a new school, with 'Utah' selected in a dropdown menu and a search input field containing the text 'Search to add a different school...'. A 'Cancel' button is located at the bottom of the modal. A speech bubble points to the modal with the text: 'You can now choose the school you are currently at or choose a different school if you are transferring, etc'. The background shows the main website interface with navigation links like 'Back to Home' and 'Go to Started Registrations', and a 'Select School' button on the checklist.

Step 2 - Select Athlete

The screenshot shows the 'Registration Checklist' page on the 'REGISTER MY ATHLETE.COM' website. The page has a dark blue header with the site logo and navigation links. Below the header, there are two buttons: 'Back to Home' and 'Go to Started Registrations'. A progress bar at the top contains five steps: 'Registration Started', 'Athlete Information', 'Pre Registration', 'Special Offers', and 'Registration Checklist'. The 'Registration Checklist' step is currently active. Below the progress bar, there is a section titled 'Click on each box to complete the required tasks' with the instruction 'Help us find the requirements for your registration:'. There are two task boxes: 'Select School' (checked, green background) and 'Select Athlete' (unchecked, red background). A red callout bubble points to the 'Select Athlete' box with the text 'The next step is to select your athlete'. To the right, there is a 'Registration Summary' table and a 'Key' section.

Accounts

Logout

Navigation

Need Help?

REGISTER MY ATHLETE.COM

Athlete Registration

SPORTSLINE SOFTWARE

Registration Checklist

Back to Home Go to Started Registrations

Registration Started Athlete Information Pre Registration Special Offers Registration Checklist

Click on each box to complete the required tasks
Help us find the requirements for your registration:

Select School
Not Complete

Select Athlete
Not Complete

The next step is to select your athlete

Registration Summary

| | |
|---------|--|
| Status | Not Complete |
| | Print Registration Profile |
| | VNN Test School |
| City | , AK |
| Athlete | - |
| Grade | - |
| Year | - |
| Sport | - |

Key

- Task is complete
- Task in progress
- Task to complete

If your athlete is already in the system, select them. Otherwise you will need to add them into the system.

Accounts

Logout

Navigation

Need Help?

REGISTER MY ATHLETE.COM

Athlete Registration

SPORTSLINE SOFTWARE

Registration Checklist

Back to Home Go to Started Registrations

Registration Started Athlete Information Pre Registration Special Offers Registration Checklist

Click on each box to complete the required tasks
Help us find the requirements for...

Select School
Not Complete

Select Athlete
Not Complete

Registration Checklist

Please select the athlete that will be registering

Ethan Hunt
 Steve Rogers

Use Selected Athlete

-OR-

Add New Athlete

Cancel

You can use an athlete you have already added, or add a new athlete.

Year -
Sport -

Key

- Task is complete
- Task in progress
- Task to complete

Enter athlete information

REGISTER MY ATHLETE.COM Athlete Registration

SPORTSLINE

Add a New Athlete

Cancel

*Full Legal Name (first middle last)
Mary Steele (As found on a legal document such as a birth certificate, passport, etc.)

Suffix
(None) (Jr., 3rd, etc.)

*Documentation
(Birth Certificate) (The document that has the full legal name)

*Date Of Birth
04/12/2001 MM/DD/YYYY

*First Name
Mary

Middle Name

*Last Name
Steele

*Gender
(Female)

*Address
1234 Main street

Address 2

*City
Logan

*State
(Utah)

*Zip
84341

Email





*Home Phone
(435) 230-5639

Cell Phone

Receive communication via text messages?
 Yes No

Show phone on team contact list?
 Yes No

Please search and select the primary school at which this athlete will play sports.
(Utah)

| Ridge | | |
|---|------------------------|-----------------|
|  | Northridge High School | Layton, UT |
|  | West Ridge Academy | West Jordan, UT |
|  | Skyridge High School | Lehi, UT |
|  | Ridgeline High School | Milville, UT |

This is where you will enter in all of your athlete's information. You only have to do this once!

My athlete's information up-to-date. If any information changes I will update it within 2 weeks.

Step 3 – Select Year/Sport

Accounts

Logout

Navigation

Need Help?

REGISTER MY ATHLETE.COM

Athlete Registration

Registration Checklist

Back to Home Go to Started Registrations

Registration Started Athlete Information Pre Registration Special Offers Registration Checklist

Click on each box to complete the required tasks
Help us find the requirements for your registration:

- Select School**
Not Complete
- Select Athlete**
Not Complete
- Select Year/Sport**
Not Complete

Click here

Registration Summary

| | |
|---------|--|
| Status | Not Complete |
| Actions | Print Registration Profile |
| School | VNN Test School |
| City | , AK |
| Athlete | Ethan Hunt |
| Grade | - |
| Year | - |
| Sport | - |

Key

- Task is complete
- Task in progress
- Task to complete

Make sure to choose the correct year! This cannot be changed!

The screenshot shows the Sportsline Software interface. On the left is a dark blue sidebar with icons for Accounts, Logout, Navigation, and Need Help?. The top header is dark blue with 'VNN Test School' and 'Sport Selection' text, and the Sportsline Software logo. Below the header is a 'Back' button. The main content area is titled 'Sport Selection' and contains the question 'What academic year will you be registering for?'. A dropdown menu is open, showing '-Select-' and '2020-2021'. A red speech bubble points to the '2020-2021' option with the text 'Make sure to select the correct year'.

Accounts

Logout

Navigation

Need Help?

VNN Test School

Sport Selection

SPORTSLINE SOFTWARE

Back

Sport Selection

What academic year will you be registering for?

✓ -Select-

2020-2021

Make sure to select the correct year

Choose the sport



Accounts



Logout



Navigation



Need Help?

VNN Test School

Sport Selection



Back

Why is my sport not showing?

Sport Selection

What academic year will you be registering for?

2020-2021 (Grade: 11)

Please select the sport(s) that you would like to register for during the selected academic year.

- Boys Track
- Girls Basketball
- Girls Track
- Spirit line
- Student Council
- Unified Soccer
- Wrestling

Submit

If the grade is wrong, you can change that on the athlete profile by clicking navigation, athlete's name, and then edit the Athlete profile

Select the sport. If you do not see your sport contact Support or your school.

Confirm your Registration

The screenshot shows a web application interface for 'Sport Selection' at 'VNN Test School'. The page includes a sidebar with navigation options like 'Accounts', 'Logout', 'Navigation', and 'Need Help?'. The main content area has a 'Sport Selection' title and a form for selecting an academic year (2020-2021) and sports. A modal dialog box titled 'Confirm Selection' is open, displaying the following information:

| | |
|-----------------|-----------------|
| School | VNN Test School |
| City | , AK |
| Athlete | Hunt, Ethan |
| Grade | 11 |
| Year | 2020-2021 |
| Sport(s) | Boys Track |

Please verify that you have selected the correct school, athlete, and sport(s).

After this point, we will gather the requirements to complete this registration, and you will not be able to change these previous selections.

Buttons:

Step 4 – Guardian informa

- ❖ Your first registration you will need to enter in all the information
- ❖ It will auto fill for you to check each registration after that

The dashboard features a dark blue header with the VNN Test School logo and a 'Registration Checklist' title. Below the header are navigation buttons for 'Back to Home' and 'Go to Started Registrations'. A progress bar shows four stages: 'Registration Started' (complete), 'Athlete Information' (in progress), 'Pre Registration' (not complete), 'Special Offers' (not complete), and 'Registration Checklist' (not complete). A 'Need Help?' button is at the bottom left. The main content area includes a 'Registration Summary' table and a 'Key' section.

Registration Checklist

Back to Home Go to Started Registrations

Registration Started Athlete Information Pre Registration Special Offers Registration Checklist

Click on each box to complete the required tasks
Add/Update information about your athlete:

- Update Athlete Info
- Update Guardian Info
- Update Insurance
- Update Medical Info

Registration Summary

| | |
|---------|--|
| Status | Not Complete |
| Actions | Print Registration Profile |
| School | VNN Test School |
| City | , AK |
| Athlete | Hunt, Ethan |
| Grade | 11 |
| Year | 2020-2021 |
| Sport | Boys Track |

Key

- Task is complete
- Task in progress
- Task to complete

The form is titled 'Guardian Info' and asks the user to 'Please verify/update your guardian information'. It contains two sections: 'Guardian 1' and 'Guardian 2'. Each section has fields for First Name, Middle Initial, Last Name, Address, City, State, Zip, Day Phone, Night Phone, and Email. There are also radio buttons for 'This guardian is the student's' (Father, Mother, Legal Guardian) and 'Show guardian(s) phone on team contact list' (Yes, No). A 'Save' button is at the bottom.

Guardian Info

Please verify/update your guardian information

Guardian 1

*First Name: Tom
Middle Initial:
*Last Name: Hunt
*Address: Center
*City: Logan
*State: Utah
*Zip: 12345
*Day Phone: (123) 456-7890
Night Phone:
*Email: demo@msa.com

*This guardian is the student's: Father Mother Legal Guardian
Show guardian(s) phone on team contact list: Yes No

Guardian 2

First Name: Abigail
Middle Initial:
Last Name: Cruise
Address: Center St.
City: Logan
State: Utah
Zip: 12345
Day Phone: (123) 456-7890
Night Phone:
Email: missionimpossible@Hunt.com

This guardian is the student's: Father Mother Legal Guardian

Emergency Contact (*must be different than the guardian)

*Name: Benj
*Relationship to Athlete: Best Friend
*Day Phone: (567) 891-2340
Night Phone:
Save

Step 5 – Insurance Information

- ❖ Your first registration you will need to enter in all the information
- ❖ It will auto fill for you to check each registration after that

VNN Test School | Registration Checklist

Back to Home | Go to Started Registrations

Registration Started Athlete Information Pre Registration Special Offers Registration Checklist

Click on each box to complete the required tasks
Add/Update information about your athlete:

- Update Athlete Info
- Update Guardian Info
- Update Insurance
- Update Medical Info

Registration Summary

| | |
|---------|--|
| Status | Not Complete |
| Actions | Print Registration Profile |
| School | VNN Test School |
| City | , AK |
| Athlete | Hunt, Ethan |
| Grade | 11 |
| Year | 2020-2021 |
| Sport | Boys Track |

Key

- Task is complete
- Task in progress
- Task to complete

VNN Test School | Ethan's Insurance Info

Cancel

Primary Insurance

| | |
|--------------------------|-------------------|
| *Holder's First Name | Tom |
| *Holder's Last Name | Hunt |
| *Holder's Employer | BMF |
| *Employer's Phone | (987) 652-3410 |
| *Insurance Company | Cruise Foundation |
| *Insurance Group Number | 458789 |
| Insurance Member Number | 125478 |
| Insurance Policy Number | 983458 |
| Insurance Effective Date | 10/05/2012 |

Secondary Insurance

| | |
|-------------------------|--|
| Holder's First Name | |
| Holder's Last Name | |
| Holder's Employer | |
| Employer's Phone | |
| Insurance Company | |
| Insurance Group Number | |
| Insurance Member Number | |
| Insurance Policy Number | |

Hospital

| | |
|---------------------|------------|
| Hospital Preference | Hotel Room |
|---------------------|------------|

*Verify Insurance I verify this athlete is covered by this insurance and I confirm the information provided is correct and valid.

Save

Step 6 – Medical Information

- ❖ Your first registration you will need to enter in all the information
- ❖ It will auto fill for you to check each registration after that

VNN Test School

Registration Checklist

Back to Home | Go to Started Registrations

Registration Started | Athlete Information | Pre Registration | Special Offers | Registration Checklist

Click on each box to complete the required tasks
Add/Update information about your athlete:

- Update Athlete Info
- Update Guardian Info
- Update Insurance
- Update Medical Info

Registration Summary

| | |
|---------|--|
| Status | Not Complete |
| Actions | Print Registration Profile |
| School | VNN Test School |
| City | .AK |
| Athlete | Hunt, Ethan |
| Grade | 11 |
| Year | 2020-2021 |
| Sport | Boys Track |

Key

- Task is complete
- Task in progress
- Task to complete

VNN Test School

Medical Information for Ethan

Back | View Past Conditions

Doctor's Information

Doctor's Name: Dr. Nielsen
Doctor's Phone: (317) 456-7894

Do any of the following apply to Ethan?

- Allergies: Yes No (Please Explain:)
- Asthma: Yes No
- Carry an Epi-pen: Yes No
- Diabetes: Yes No
- Epilepsy: Yes No
- Head/Neck or Back Injuries: Yes No
- Hearing Loss: Yes No
- Heart Condition: Yes No
- Inhaler: Yes No
- Kidney Condition: Yes No
- Medical Conditions/Injuries: Yes No
- Other Significant Injuries: Yes No
- Previous Concussions: Yes No
- Previous Heat Related Problems: Yes No
- Previous Medical Conditions: Yes No
- Previous Significant Injuries: Yes No
- Severe Headaches: Yes No
- Sickle Cell Anemia: Yes No
- Sickle Cell Trait: Yes No
- Take OTC/Prescription Medication: Yes No
- Vision Loss: Yes No

Other Medical Concerns:

Save

Step 7 - Schools that use a transfer system of any kind will have a questionnaire to fill out, if not you will not have this step. If you are a Transfer student, you will be directed to steps to complete the transfer process before you can proceed with your registration

Accounts

Logout

VNN Test School

Registration Checklist

Back to Home | Go to Started Registrations

Registration Started | Athlete Information | Pre Registration | Special Offers | Registration Checklist

Click on each box to complete the required tasks

Pre-Registration Requirements:

Not Complete School Questionnaire

Registration Summary

| | |
|---------|--|
| Status | Not Complete |
| Actions | Print Registration Profile |
| School | VNN Test School |
| City | ,AK |
| Athlete | Hunt, Ethan |
| Grade | 11 |
| Year | 2020-2021 |
| Sport | Boys Track |

Key

- Task is complete
- Task in progress
- Task to complete

Step 8 – Additional Opportunities gives athletes and parents a chance to sign up for other services

Accounts VNN Test School **Registration Checklist** Logout

Back to Home Go to Started Registrations

Registration Started Athlete Information Pre Registration Special Offers Registration Checklist

Click on each box to complete the required tasks

Special Offers:

Additional Opportunities
Not Complete

Registration Summary

| | |
|---------|--|
| Status | Not Complete |
| Actions | Print Registration Profile |
| School | VNN Test School |
| City | , AK |
| Athlete | Hunt, Ethan |
| Grade | 11 |
| Year | 2020-2021 |
| Sport | Boys Track |

Key

- Task is complete
- Task in progress
- Task to complete

Accounts VNN Test School Logout

Back These Additional Opportunities are for your information only and the companies listed are not affiliated with

Ethan wants to compete in college and receive a FREE recruiting profile.
 Yes No

Continue

Step 9 - Registration Checklist



Accounts




Logout



Navigation



Need Help?



VNN Test School



Registration Checklist



[Back to Home](#) [Go to Started Registrations](#)

| | | | |
|--|---|--|---|
| <input checked="" type="checkbox"/> Registration Started | <input checked="" type="checkbox"/> Athlete Information | <input checked="" type="checkbox"/> Pre Registration | <input type="checkbox"/> Registration Checklist |
|--|---|--|---|

Click on each box to complete the required tasks

Registration Checklist:

- Electronic Documents Not Complete 5
- Physical Documents Not Complete 5
- School Fees Not Complete 2

Registration Summary

| | |
|---------|--|
| Status | Not Complete |
| Actions | Print Registration Profile |
| School | Test School |
| City | Bogus, UT |
| Athlete | Hunt, Ethan |
| Grade | 10 |
| Year | 2020-2021 |
| Sport | Boys Golf |

Key

| | |
|-------------------------------------|------------------|
| <input checked="" type="checkbox"/> | Task is complete |
| <input type="checkbox"/> | Task in progress |
| <input type="checkbox"/> | Task to complete |

If your school has electronic documents, you will need to read the documents and agree to them.

Test School Electronic Documents

Back to Checklist

Electronic Documents Final E-Signature Physical Documents School Fees

Please click on each section and complete each step.
(All changes are automatically saved.)

Concussion Form Not Complete

| Steps | Action | Status |
|---|--------|--------------|
| 1. Please click "Read" and read this document. (The questions will become available after the document is read.) (All changes are automatically saved.) | Read | Not Complete |

medical release Not Complete

Register Not Complete

Student Handbook Not Complete

Test Doc 1 Not Complete

Back to Checklist Previous Next Step

Click read to open document

Test School Electronic Documents

Back to Checklist Cancel I have read the document

Parent/Guardian's Signature

I, (Print name), acknowledge that I am the parent or guardian of the student (below) that have received from the District information related student athlete concussions, including information from the State Department of Education, the Idaho High School Activities Association, and District and have had the opportunity to review and have reviewed such information. I understand that in school athletics leagues or sports is dangerous, and hereby agree to waive all liability against Flar District, No. 413, its employees, agents, and trustees, in and to any injury or damages that my student or incur as a result of participation in such school athletics leagues or sports.

Date:

Student's Signature

I, (Print name), acknowledge that I am a student of Flar Joint School District, No. 413, and I am not allowed to participate in school athletics leagues or sports, that I have received from the District information related student athlete concussions, including information from the State Department of Education, the Idaho High School Activities Association, and District Flar, and have had the opportunity to review and have reviewed such information. I understand that participation in school athletics leagues or sports is dangerous, and accept the risk of the potential consequences of such dangers.

Signature: Date:

NOTE: Both signature lines must be filled in and this form must be provided to the Director prior to the student athlete participating in any school athletics leagues or sports.

Next Step

I have read the document

Select I have read the document when done

Test School Electronic Documents

Back to Checklist

Electronic Documents Final E-Signature Physical Documents School Fees

Please click on each section and complete each step.
(All changes are automatically saved.)

Concussion Form Not Complete

| Steps | Action | Status |
|--|--------|--------------|
| 1. Please click "Read" and read this document. (All changes are automatically saved.) | Read | Complete |
| 2. Please respond to the following: Please check that you agree to this document: <input type="radio"/> I agree What is your favorite color? <input type="radio"/> red <input type="radio"/> yellow <input type="radio"/> blue Submit | | Not Complete |

(All changes are automatically saved.)

Agree to the document

Answer any questions

1.

2.

3.

After reading and agreeing to documents and answering any document questions, the parent and athlete will need to e-sign. Click submit when done.

The screenshot shows a web application interface for 'Final E-Signature'. At the top, there is a navigation bar with 'Test School' and 'Final E-Signature' labels, and a shopping cart icon. Below the navigation bar is a 'Back to Checklist' button. A progress bar shows four items: 'Electronic Documents' (checked), 'Final E-Signature' (unchecked), 'Physical Documents' (unchecked), and 'School Fees' (unchecked). Below the progress bar, a message reads: 'Please click on each section and complete each step. (All changes are automatically saved.)'. The main content area is titled 'Final E-Signature' and has a 'Not Complete' status. It contains a table with columns 'Steps', 'Action', and 'Status'. The table lists two steps: 'Final E-sign Legal Guardian Agreement' and 'Final E-sign Student Agreement'. Each step has a checkbox, a description, and an 'E-Sign' button. The 'Final E-Sign' button for the Legal Guardian Agreement is highlighted with a red box. At the bottom of the table, there is a 'Submit' button. Below the table, a message reads: '(All changes are automatically saved.)'. At the very bottom of the page, there are three buttons: 'Back to Checklist', 'Previous', and 'Next Step'.

Accounts

Test School Final E-Signature

Back to Checklist

Logout

Navigation

Help

Electronic Documents Final E-Signature Physical Documents School Fees

Please click on each section and complete each step.
(All changes are automatically saved.)

Final E-Signature Not Complete

| Steps | Action | Status |
|---------------------------------------|--|--------------|
| Please respond to the following: | | Not Complete |
| Final E-sign Legal Guardian Agreement | <input type="checkbox"/> I am the parent or legal guardian of this athlete, and I fully accept and agree to the terms of participation as outlined in the registration documents and corresponding questions. The parent/legal guardian will please e-sign to this agreement. Legal Guardian E-Sign Please E-Sign by typing your name exactly as it appears here: Tom Hunt Tom Hunt <input type="button" value="E-Sign"/> | |
| Final E-sign Student Agreement | <input type="checkbox"/> As an athlete, I fully accept and agree to the terms of participation as outlined in the registration documents. The student will please e-sign to this agreement. Student E-Sign Please E-Sign by typing your name exactly as it appears here: Ethan Hunt Ethan Hunt <input type="button" value="E-Sign"/> | |

Submit

(All changes are automatically saved.)

Back to Checklist Previous Next Step

If your school uses uploaded physicals, report cards, etc., you will upload them here.

- ❖ All pages must be in one file
- ❖ File must be a PDF or JPEG
- ❖ You can take pics and login with your phone - you MUST use the google chrome app on a mobile device - and add the documents that way as well

The screenshot shows a web application interface for managing physical documents. At the top, there's a header with 'Test School' and 'Physical Documents'. Below this is a navigation bar with four sections: 'Electronic Documents' (checked), 'Final E-Signature' (checked), 'Physical Documents' (unchecked), and 'School Fees' (unchecked). A message states: 'Please click on each section and complete each step. (All changes are automatically saved.)' Below this is a list of document entries. The entry 'Test Start Now11' is expanded to show a table of steps:

| Steps | Action | Status |
|---|--------------------------------------|--------------|
| 1. Download/print this form | Download | Not Complete |
| 2. Complete and upload the form | Upload Complete Form | Not Complete |
| 3. School administrator verifies the upload | Wait for admin verification | Not Complete |

Two red callout boxes highlight the 'Upload Complete Form' button and the 'Download' button. At the bottom of the interface, there are buttons for 'Back to Checklist', 'Previous', and 'Next Step'.

School must approve all uploads

- ❖ Physical will say Pending Verification until a school Admin approves it
- ❖ Registration will say Not Complete until the Admin approves physicals and other uploads

The screenshot shows a user interface for a school management system. The top navigation bar includes 'test School' and 'Physical Documents'. A sidebar on the left contains icons for 'Accounts', 'Logout', 'Navigation', and 'Need Help?'. The main content area has a 'Back to Checklist' button and three tabs: 'Electronic Documents' (checked), 'Final E-Signature' (checked), 'Physical Documents' (selected), and 'School Fees' (unchecked). Below the tabs, a message states: 'Please click on each section and complete each step. (All changes are automatically saved.)'. A list of document items is shown, each with an 'In Progress' status: 'Test Doc 1', 'Test New Requirement', 'Test new requirements', and 'Test Start Now11'. A red box highlights a table with the following data:

| Uploaded Documents | Status | Dates |
|-----------------------------|------------------|------------------------|
| View Upload | Pending Approval | Upload Date: 22 Jan 21 |

Below this table, a 'Please submit to AD in room 124' instruction is followed by a table of steps:

| Steps | Action | Status |
|---|---------------------------------------|------------------|
| 1. Download/print this form | Download | Complete |
| 2. Complete and upload the form | Replace Uploaded Form | Complete |
| 3. School administrator verifies the upload | Wait for admin verification | Pending Approval |

(All changes are automatically saved.)

After the school admin approves all uploads, you are Complete for Tryouts!

The screenshot shows a web application interface for 'Physical Documents'. At the top, there is a header with 'VNN Test School' and 'Physical Documents'. A navigation sidebar on the left includes 'Accounts', 'Logout', 'Navigation', and 'Need Help?'. The main content area features a progress bar with five steps: 'Electronic Documents', 'Custom Questions', 'Final E-Signature', 'Physical Documents', and 'School Fees'. The 'Physical Documents' step is highlighted in green with a checkmark, indicating it is complete. Below the progress bar, a message reads: 'Please click on each section and complete each step. (All changes are automatically saved.)'. A section titled 'Physical Form' is expanded, showing a table of uploaded documents. The table has columns for 'Uploaded Documents', 'Status', and 'Dates'. One document is listed with a 'View Upload' button, a status of 'Approved', and dates for 'Upload Date', 'Approval Date', 'Issue Date', and 'Expiration Date'. Below the table, a message states: 'This upload is complete. Upload A New Document'. At the bottom right, there are three buttons: 'Back to Checklist', 'Previous', and 'Next Step'.

Accounts

Logout

Navigation

Need Help?

VNN Test School

Physical Documents

SPORTSLINE SOFTWARE

Back to Checklist

Electronic Documents

Custom Questions

Final E-Signature

Physical Documents

School Fees

Please click on each section and complete each step.
(All changes are automatically saved.)

Physical Form Complete

| Uploaded Documents | Status | Dates |
|-----------------------------|----------|---|
| View Upload | Approved | Upload Date: 13 Jan 21 Approval Date: 13 Jan 21 Issue Date: 13 Jan 21 Expiration Date: 13 Jan 22 |

This upload is complete. [Upload A New Document](#)

(All changes are automatically saved.)

Back to Checklist Previous Next Step

If your school requires fees you'll need to pay those. Fees are not required to pay before tryouts.

Accounts

Test School

School Fees

SPORTSLINE

Logout

Navigation

Need Help?

Back to Checklist

Electronic Documents

Final E-Signature

Physical Documents

School Fees

Please click on each section and complete each step.
(All changes are automatically saved.)

School Fees **Not Required Before Tryouts** Not Complete

Click "Add to Cart" for each fee you would like to pay at this time.
Then, click "Proceed to Checkout" to pay the selected fees.
If you are planning on purchasing any items at your school store, you may want to add those items to your cart as well before checking out.

55

| Fee Name | Amount | Status | Add to Cart |
|--------------------------------|---------|--------------|-------------|
| Fee 1 Test | \$10.00 | Not Complete | Add to Cart |
| Registration Fee For Boys Golf | \$10.00 | Not Complete | Add to Cart |

| Some Items Selected Just For You | Amount | Image | Add To Cart |
|----------------------------------|---------|-------|-------------|
| Team Logo Sticker | 10.00 | N/A | Add to Cart |
| test item 123 | 2345.67 | N/A | Add to Cart |
| test 4567 | 34.45 | N/A | Add to Cart |
| School Hat | 50.00 | N/A | Add to Cart |
| General Item | 30.00 | N/A | Add to Cart |

View More Items In the store: View Store

Proceed to Checkout

Back to Checklist Previous Next Step

If you ever need to make changes to your athlete's profile due to...

- ❖ Incorrect name or grade in school
- ❖ Incorrect graduation year
- ❖ Guardian, Insurance, or Medical information
- ❖ Emergency Contact information

1. Click Athlete Information
2. Click on your athlete's name

The screenshot shows the 'Register My Athlete' website interface. On the left, there is a navigation sidebar with icons for Accounts, Logout, Navigation, and Need Help?. The main content area is titled 'Welcome Demo!' and 'What would you like to do?'. Below this, there is a list of menu items: Start/Complete Registrations, Athlete Information (highlighted with a red box and a red speech bubble saying 'Click here'), Store, Messages, and Transfers. To the right of the menu items is a table of announcements. On the far right, there is a 'Parent Toolbox' section with logos for NCSA and D1SHORTLIST.

| | Date | Announcement |
|-----------------|------------|--|
| | 01/05/2021 | Good morning Hug Hawks. Although there is still some uncertainty with winter athletics we have star... |
| Hug High School | 12/15/2020 | Attention Class of 2021 Seniors: This is a reminder that this year's Hug Scholarships application... |
| Hug High School | 11/19/2020 | Reno Family Chiropractic (across the street from HUG) will do physicals for \$45! |
| Hug High School | 11/18/2020 | please get physicals ASAP CVS Minute clinic costs approx \$70 Saint Mary's urgent care \$40 Reno... |
| Hug High School | 11/13/2020 | Hello Parents, families and student athletes, If you haven't already done so (and if you need one f... |
| Hug High School | 11/04/2020 | Hello Parents and families, Please start getting the register my athlete process done (if you have... |

Athlete Profile Page

Here you can:

- ❖ View current registrations
- ❖ View and edit Athlete info

The screenshot shows the 'Athlete Management' page. At the top, there is a navigation bar with 'Athlete Registration' and 'Athlete Management' links. Below this, a 'New Athlete' button is visible with the text 'Click Here to Create a New Athlete'. Underneath, a section titled 'Click an athlete's name to view their profile' contains two athlete cards. The first card is for 'Ethan Hunt' and the second is for 'Steve Rogers'. Both cards list 'School(s)' as 'VNN Test School', 'Ohio Interscholastic Adaptive Sports (School)', and 'Hug High School Test School'. A red circle highlights the 'Ethan Hunt' card, and a red speech bubble points to it with the text 'Select your athlete'.

The screenshot shows the 'Ethan Hunt's Profile' page. The top navigation bar includes 'Hug High School' and 'Ethan Hunt's Profile'. Below the navigation bar, there are buttons for 'Back to Home' and 'New Registration', along with a note: 'Note that this information is unique to the school where you are registering.' The main content area is titled 'Select a row to view a registration or team.' and contains two tabs: 'Registrations' and 'Teams'. The 'Registrations' tab is active, showing a table with one row: 'Baseball' with a status of 'Transfer Pending'. Below the table, there is an 'Athlete Options' section with four buttons: 'Fees Paid' (View a summary of fees paid for registrations), 'Eligibility' (View this athletes current academic eligibility), 'View Documents Signed' (Summary of the e-signatures given for this athlete), and 'Injury Reports' (View reported injuries for this athlete). The bottom section is titled 'Athlete Profile' and contains a list of tabs: 'User Information', 'Athlete Summary', 'Medical Information', 'Primary Insurance', 'Secondary Insurance', 'Guardian 1', 'Guardian 2', and 'Emergency Contact'.

The Athlete Summary is where you edit athlete info. Click on any of the other gray bars to edit guardian, insurance, medical, or emergency contact info. Click “Click Here to Edit” to change information

The screenshot shows the SportsLine website interface for Hug High School. The main header displays the school name and the athlete's name, "Ethan Hunt's Profile". Below the header, there are navigation tabs for "Back to Home" and "New Registration". A note states: "Note that this information is unique to the school where you are registering." The main content area is divided into several sections:

- Registrations and Teams:** A table with two columns. The "Registrations" column shows "Baseball" with a status of "Transfer Pending". The "Teams" column shows "Ethan is on no teams for the 2020-2021 year."
- Athlete Options:** A list of options to view more information:
 - Fees Paid: View a summary of fees paid for registrations.
 - Eligibility: View this athlete's current academic eligibility.
 - View Documents Signed: Summary of the e-signatures given for this athlete.
 - Injury Reports: View reported injuries for this athlete.
- Athlete Profile:** A section with a "Show All" button and a "User Information" sub-section.
- Athlete Summary:** A table with a red border and a "Click Here to Edit (Last Updated 12/22/2020)" link. A callout bubble points to this link with the text "Click here to update information".

| Athlete Summary | |
|----------------------------|-------------------|
| Full Legal Name | Ethan Hunt |
| Documentation | Birth Certificate |
| Physical Address | Center St. |
| Email | |
| Cell Phone | (098) 765-4321 |
| Home Phone | (123) 456-7890 |
| Gender | Male |
| Date Of Birth | 10/01/2003 |
| Grade | |
| Graduation Year | |
| Student ID | |
| Show phone on contact list | No |
| Admin Notes | |

Returning Users: If you have forgotten your User Email, Click Forgot Email? Enter your first and last name and phone number, then answer the Security questions to get your User Email. If you still need assistance, email support@registermyathlete.com with the name of your athlete and the school they attend and ask for assistance with your user email.

Register My Athlete

Parents. Coaches. Administrators.

Username or Email

Password

Login

Trouble Logging In?

Create Account

Athletic Training Check in?

Click here

Account Recovery

Forgot Email?

Email Recovery

Forgot Password?

Password Reset

Not sure where to start?

Start Account Recovery

Back To Login

Account Recover Recovery

Let's try to look up your account details.

First Name

First Name

Last Name

Last Name

Phone

Phone Number

Lookup Account

Cancel

If you have forgotten your Password, Click Forgot Password, use your email or phone number. If you use your phone number you will get a code texted to you to help you get logged in. If you still need assistance, email support@registermyathlete.com with the name of your athlete and the school they attend and ask for assistance with your user password.

Register My Athlete

Parents. Coaches. Administrators.

Username or Email

Password

Login

Trouble Logging In?

Create Account

[Athletic Training Check in?](#)

Account Recovery

Forgot Email?

Email Recovery

Forgot Password?

Password Reset

Not sure where to start?

Start Account Recovery

Back To Login

Password Recovery

To receive a password recovery link, please provide the account email or cell phone number. You can also try our [Account Recovery](#) module.

Account Email

-OR-

Cell Phone

Cell Carrier

Send Recovery Link

Your school administrator also can reset your password.

Cancel

Click here